

# FOOTNOTES Newsletter

CATALINA FOOTHILLS ESTATES No. 7 ASSOCIATION

www.CFE7.org

P.O.Box 64173, Tucson, AZ 85728-4173

520-323-9299

April 2011



## Welcome

Tommy & Sandra Stout  
1620 E Entrada Once

Philip & Jean Harber  
1511 E Via Soledad

John Milbauer  
5070 N Via Condesa

William & Roberta  
Witchger  
5161 N Soledad Primera

Steven Michael &  
Robert Dekeyser  
5231 Foothills Drive

Janice Bolin &  
Frank Ramirez  
5322 N. Via Condesa

PLEASE TAKE A MOMENT  
AND WELCOME  
ALL OUR NEW RESIDENTS

Has your telephone number  
and/or e-mail address  
changed? Please let us know  
by phone (323-9299) or e-mail  
([jhoffmannj@hotmail.com](mailto:jhoffmannj@hotmail.com))  
to update your information.

### Inside Footnotes:

New Board Information.....	2
Annual Meeting Review.....	2
President's Message.....	3
Legislation.....	3
Committee Reports.....	4
Neighborhood Watch.....	5
Recycle.....	5
Tips on Damaged Plants....	6
Native Vegetation.....	6
Replanting Cacti.....	7
Wildlife.....	7
Pets.....	8

## What's Going Down Your Drain?



For a number of past winters a terrible septic smell permeated a number of homes near an area where waste water pipes joined in the wash area. The Pima County Regional Wastewater Department came out and found much of the waste water pipes were clogged, primarily with grease and baby wipes. They cleared the clog and deodorized the pipes but want residents to know what should go down the drain and what *should not!*

Grease is a septic nightmare. It accumulates with time and is also a food source for those critters we all dislike, the sewer roaches. Grease reduces the flow and acts as a magnet for other debris. Eventually this build-up can clog pipes enough to result in a Sanitary Sewer Overflow (SSO). An SSO is the backup of raw sewage into the street, the environment or even into your home through your sinks, showers or toilets.

Wipe additional grease from pots, pans and plates with a paper towel before placing them in the sink or dishwasher. When cooking with grease or oil, pour the used liquid into a can or canister for disposal. Once the hot grease has cooled, just toss it in the trash.

As for disposable wipes, many manufacturers indicate on their packaging that they are biodegradable product and are flushable. Because many of us are concerned about the environment, we want to buy products that are biodegradable; when we are told that we can safely flush a biodegradable product, it makes its use even more convenient.



Unfortunately, wipes rarely if ever biodegrade in the sanitary sewer system. However, their presence in the system can cause clogs and equipment failure in lift stations where mechanical pumps facilitate the conveyance of sewage in many areas of community. Additionally, if too many wipes accumulate in the sewer system, they can block pipes which can lead to the overflow of raw sewage. When disposable wipes make it through the sewer system to a wastewater treatment facility, they are removed at the front end of the treatment plant and are taken to a landfill.

**DO NOT FLUSH disposable wipes down toilets.** Instead, discard them in the trash. The proper disposal of these convenient and useful products will help keep our sewer system flowing properly

Since we are on the subject of what to flush and what not to flush, another culprit, one that doesn't contribute to clogging drains but contaminates, is the disposing of meds.

Medicines should not be flushed, since chemicals in them can damage the wastewater treatment process and possibly end up in the environment. Dispose-a-Med Program runs events where you can safely dispose of unused and expired medicines.

If you cannot get to a Dispose-a-Med event, current recommendations are to grind medicines up with something like cat litter or coffee grounds to make them unusable and then throw them in the trash.

**Also don't put other substances into the drain such as oils, fat, automotive fluids, pesticides, solvents and antifreeze. Using antifreeze to protect pipes in winter will do absolutely nothing.** Select less toxic alternatives whenever possible and dispose of any household hazardous materials through the County/City Household Hazardous Waste Collection Program.

So be a considerate and environmentally-conscious neighbor and follow the Pima County Regional Wastewater Department's guidelines --- let's keep things flowing!

Visit <http://www.pima.gov/wwm/> for more information on various disposal programs.

## Open Board Meetings

The Board generally meets at 7 p.m. on the first Wednesday of each month ( Jan. 6th, Feb. 2nd, Mar. 2nd, Apr. 6th, May 4th, June 1st, July/Aug. *no meetings*, Sept. 7th, Oct 5th, Nov.2nd, Dec.7th, 2011, Jan 4th, 2012)

Holidays and vacation schedules sometimes result in the rescheduling or cancellation of a particular meeting, so please check with the secretary, 323-9299, to confirm a meeting time.

At the beginning of our meetings, we allow a ten minute period for "Resident Related Issues" – these must be scheduled with the secretary two weeks before the meeting.

Articles for the newsletter are welcomed and should be mailed to Catalina Foothills Estates #7 Association, P.O. Box 64173, Tucson, AZ, 85728-4173 or e-mail to CFE7News@msn.com. Deadline for April publication is Mar.18th and October's is Sept. 17th and January's Dec 16th.

*Board Members and positions change February of each year. Information can be verified on-line at [www.CFE7.org](http://www.CFE7.org).*

### 2011

#### CFE # 7 Board of Directors

<b>President</b>	John Bowers	529-3099
<b>Vice-president</b>	Jeff Mundt	299-5194
<b>Treasurer</b>	Joanne Robinson	615-1938
<b>Secretary to the Board</b>	Jane Hoffmann	323-9299

#### Architectural Review Committee

<b>Chairperson</b>	Phil Matthews	299-8886
	John Bowers	529-3099
	Joel Henness	204-1513
	Yale Palchick	408-9334
(Res.)	Jerry Bishop	615-5402

#### Covenants Committee

<b>Chairperson</b>	Bob Sommerfeld	577-0520
	Jeff Mundt	299-5194
	Tom Hicks	615-4930

#### Welcome Committee

	Susan Litvak	
	<a href="mailto:susancfe7@comcast.net">susancfe7@comcast.net</a>	
	Jeff Mundt	299-5194

#### Nominating Committee

	Joel Henness	204-1513
--	--------------	----------

#### Landscape Committee

	Jeff Mundt	299-5194
(Res.)	Dave Elwood	

#### Media Committee

	Susan Litvak	<a href="mailto:susancfe7@comcast.net">susancfe7@comcast.net</a>
<i>Newsletter</i>	<a href="mailto:cfe7news@msn.com">cfe7news@msn.com</a>	
(Res.)	June LeClair-Bucko	577-0989
<i>Web</i>	<a href="http://www.cfe7.org">www.cfe7.org</a>	
(Res.)	Mike Simons	742-7737

<b>Neighborhood Watch</b>	<a href="mailto:CFE7NW@msn.com">CFE7NW@msn.com</a>
	June LeClair-Bucko 577-0989

## Annual Meeting Review

This year our Annual Meeting was held on Feb 8th, 2011. Future annual meetings will be held in February rather than May of each year.

The Annual Neighborhood Watch meeting was held prior to the Annual Meeting. We reviewed crime statistics, neighboring crime trends, and how the neighborhood watch has minimized the amount of crime in our community. The local Sheriff Dept Deputies were also on hand to answer questions.

At the Annual CFE 7 Meeting, the Treasurer's report was given with the reminder that the fiscal year is now based on the calendar



year. The Annual Assessment, which was increased, will be sent out with the Annual Minutes. Reports from both the Architecture and Covenant Committees were given by each chairperson. Architecture chairperson Phil Matthews reviewed the process of any new modifications or construction. **Phil also discussed the need to submit any solar projects prior to signing a contract with a solar firm and starting installation in case modifications are needed.** The

Covenant chairperson Bob Sommerfeld reviewed complaints for the year and the ongoing problems with garbage cans, removal of vegetation, and white roofs. Nominating committee chairperson Jeff Mundt reported the continuance of two board members and the introduction of three new members.

The Covenant chairperson Bob Sommerfeld reviewed complaints for the year and the ongoing problems with garbage cans, removal of vegetation, and white roofs. Nominating committee chairperson Jeff Mundt reported the continuance of two board members and the introduction of three new members.



A Recognition of Service Award was presented by John Bowers to Mike Simons for his two terms of service to the Board, as well as conscientiously serving as President for 4 of those years. He was thanked for his outstanding service and as John said, "his shoes will be hard to fill."

The Covenants restatement project committee asked for feedback. A number of questions are being asked of residents about the covenants, and the process of restatement was explained at the meeting.

The feedback form can still be obtained from the website, and feedback is still welcomed. ( [www.Cfe7.org](http://www.Cfe7.org) )

A number of thoughts on the covenants were discussed at the meeting, and President Mike Simons encouraged residents to fill out the questionnaire and help guide the committee.

The meeting concluded with a Q & A and then was adjourned.



## Write Your Arizona Legislature

By Mike Simons

The Protective Covenants for Catalina Foothills Estates #7 renew every ten years and were renewed in 2006 without changes. The Covenants Restatement Committee recommends that Clause III, paragraph 1 should be more equitable and should be restated to read "one vote per lot and approval of two-thirds of the recorded owners of lots" instead of 51% of frontage feet of the building sites. Further, Clause III, paragraph 5, would be removed. This two-thirds vote for any changes to the Covenants mirrors the number of votes required for any changes to the Assessments. At the February monthly 2010 meeting the Board unanimously agreed with this recommendation, and discussed this recommendation at the 2011 Annual Meeting as well.

There is a bill pending in the Arizona Legislature ([www.azleg.gov](http://www.azleg.gov)) that if it passes, would allow Catalina Foothills Estates #7 property owners to vote on and implement the suggested revision above without having to wait until 2016 for the change to become effective. This bill is "HB2441", First Regular Session, and is nicknamed the "Amending the Bad Documents Bill". The CFE7 Board supports "HB244" and encourages CFE7 property owners to write their District 26 representatives in support of this bill:

Terri Proud [tproud@azleg.gov](mailto:tproud@azleg.gov) or 602-926-3398  
Vic Williams [vwilliams@azleg.gov](mailto:vwilliams@azleg.gov) or 602-926-5839  
Or snail mail: Arizona House of Representatives, Capitol Complex,  
1700 West Washington  
Phoenix, AZ 85007-2890

## Water Line Maintenance

By Jane Hoffmann

On 25 September 2010, President Mike Simons sent a letter to the City of Tucson, Tucson Water Department, concerning the service interruptions and safety issues due to deterioration of water lines in the Catalina Foothills Estates No. 7. Because of numerous water main breaks that have occurred over the last few years at the top of Entrada Segunda, the intersection of Via Entrada and Calle del Cielo, and the intersection of Via Entrada and Entrada Septima, we felt it was necessary to notify the city about the deterioration of the water lines and the potential costs to homeowners related to equipment damage, slab damage, and plumbing repairs. We also expressed concern about safety issues from sand and rocks in the roadways and requested action to correct the situation. We received no response to our September letter and so wrote another letter on 29 December 2010 as we had two more breaks in our neighborhood. We asked the City of Tucson to respond to both letters as we wanted to make a report to our membership at our 8 February 2011 Annual Meeting. Unfortunately, the City has remained silent regarding this issue.

We are all very fortunate to reside in a community of friends and neighbors where so many contribute to the well-being of all of us who reside in CFE#7. At our last annual meeting, I asked for a show of hands by those who were former HOA Board members. I think all of us present were impressed with the large percentage of residents who, over the years, have voluntarily devoted considerable time to the betterment of our neighborhood.



I see this spirit of community each time I walk or drive through CFE#7. Residents out walking and carrying plastic bags to pick up trash left along the roadways by thoughtless passersby; dog walkers carrying bags to retrieve any waste their dogs might leave behind; I see residents replacing native vegetation that had been removed from their lots, in many cases prior to their occupancy; and, whether walking or driving, nearly always receiving a friendly smile and wave from other walkers, drivers, and bikers.

On Clean-up Day in our community, we also had a larger than usual turnout of residents for our community event. I know I am and I'm sure our community is very grateful to all of those who participated. All in all, a very congenial place to live.

We all knew when we purchased property in CFE#7 that we would be subject to the CC&R's that covered our lots. We also knew that we could reasonably expect that the covenants would be honored by our neighbors and, when necessary, enforced by the Board. Our quality of life, as well as property values, have been maintained by our compliance with these covenants. On the infrequent occasion when one of us might inadvertently overlook our responsibilities to our neighbors, the Board is usually able to ensure compliance through cooperation and consensus, not coercion.

While our existing covenants have clearly withstood the test of time, a Covenants Restatement Committee has been formed to obtain the views of all property owners and determine whether changes acceptable to a majority of owners are necessary. This is a long-term project and we encourage resident participation. If you have not already done so, you can find a feedback form on our web site ([www.CFE7.org](http://www.CFE7.org)). Just go to the site, hit the "Covenants" link, and then hit the highlighted "Feedback forms" link. We encourage and welcome your input.

Throughout this Newsletter you'll find a lot of information that we hope is useful to you. For example, those residents who might wish to reestablish native vegetation on their properties will see some information on the importance of such vegetation, as well as helpful tips on sources, techniques, etc.

Enjoy our great Spring weather and our great location!

Sincerely,  
John Bowers

# Committee Reports



## Architectural Committee

All residents must obtain approval from the Architectural Committee prior to any construction, modifications, or building alterations.

**This includes Solar and Water Harvesting Installations.**

It is suggested that residents not make any down payments with contractors until the project is approved.

Forms and/or any information can be obtained from the Architectural Committee or Office Secretary or our web site ([www.CFE7.org](http://www.CFE7.org)).

The committee works diligently to review your request and enable you to complete your work project in a reasonable, timely fashion.

### Architectural Review Nov. 2010 to March 2011

	Approved	Pending	Comp.	Disa.	Wdrn
Gates	1	1			
Garage/ Carport	4	4	3		
Landscape	1	1	1		
Painting	2	2	1		
Replace Door/Windows	1	1	1		
Roof Work	5	5	2		
Screening	3	3	1		
Solar	5	5	4		
Wall/Fence	1	1	1		
Water Line	1	1	1		

### Covenant Review Nov. 2010 to March 2011

	Review	Pending	Rectified
Animals	1	1	1
Signs	1	1	1
Trash Containers	5	5	3
White Roof	4	4	2
Vegetation	3	3	1
Misc	1	1	1
Noise	1	1	1
Unapprv Constr.	1	1	1
Non-resident issues: wash	1	1	1

## Clean-up Day


By Jeff Mundt

The Community Clean-up Day took place on Saturday January 22. A group of dedicated volunteers gathered at the corner of Via Entrada and Foothills Drive to embark on the task. This hardworking group claimed sections of every stretch of road in the neighborhood and even some of the larger washes and did an excellent job of removing virtually all of the trash.

This year, coinciding with the cleanup effort, residents were offered the opportunity to dispose of various electronics in an environmentally-friendly manner through the Rise Organization. For a nominal disposal fee for televisions, two car loads of electronics were taken for recycling, alleviating participants of the hassles of finding and driving to the site.

## Trash Containers

As a neighborly reminder about our Homeowners Association's covenant, it is stated in the Restatement of Declarations of Protective Covenants for Catalina Foothills Estates No. 7, Clause II, para.17:



*Trash or rubbish containers shall remain concealed at all time from view of the other lots and roads, and shall not at any time be placed along street right-of-way.*

**Please abide by the agreed covenants.**

## Median Work

By Jeff Mundt & Dave Ellwood

In 2010, the CFE 7 Board allocated \$3,000 for the basic maintenance of medians along Via Entrada after a successful pilot program. Some, but not all of the mistletoe, dead plant material and pack rat detritus, was to be removed, as well as the thinning and pruning of the more unwieldy plants.

Resident and member of the Landscape Committee Dave Elwood oversaw the work as Mitch Murray Landscaping worked from the southern end of Via Entrada toward 1<sup>st</sup> Ave. This phase of the project was completed in the middle of February and realized the removal of roughly 8 tons of mistletoe, limbs and pruned plant material terminating near Entrada Trece. The Board has since allocated an additional \$3,000 to continue the work which is expected to see the completion of Via Entrada and work around the water tower on the HOA owned property at River Rd. Future plans include medians along Via Condesa, Via Soledad, Calle La Cima, and Sobre Lomas.



## Home Sales in CFE 7

Nov 2010 to Apr 2011

Active - 6

Active contingent - 1

Sold - 7

Avg Selling Price 455k

## Neighborhood Watch Annual Food Drive

At our Annual Fall Community Food Bank Drive we were able to donate 224 pounds of food and \$275.

Thank you to all of the residents that donated. It was greatly appreciated.



## Neighborhood Watch

I like to take the time to thank all the eyes and ears of our community. It is you who have successfully helped to minimize crime in our neighborhood. Yes, we still had a few incidents, which I might add primarily happened to those not in the neighborhood watch program. Compared to the past 5 years statistics that I reviewed at the NW Annual Meeting, we are keeping crime at a minimum.

We are not a high crime area, but when a larceny or burglary happens to you, it is one too many. The NW program is a way to help prevent crime. The small block groups are familiar with their neighbors and know who should be at their neighbor's home and who shouldn't be. Receiving information from the NW program also gives the community knowledge about what is happening within the community as well as our neighboring community. But it is still up to all residents to practice proactive measures to secure their homes, personal information and prized possessions.

Not using alarm systems and giving information out to strangers or on websites can lead criminals to you as a target. Just because a service provider is a nice guy doesn't mean he really is. Yes, I've said it time and time again, but when I get calls about a burglary, larceny, mail theft or ID theft, I can only surmise you really didn't hear me or maybe you think it is not going to happen to you.

So I'm going to say it again - *be careful what you share and with whom*. When someone you don't know comes to your home, what are they seeing? Have someone pick up newspapers, flyers, or other articles left at your property if you are going to be away. If you didn't initiate the call, don't give vital information on the phone or internet.

If you are going to be away, who knows? Did you tell a trusting neighbor or friend? It is good practice to verify what doors, windows, sliders, garage doors are locked when away or at night. Are shrubs now grown to give a hiding place? Are all your motion detecting lights working properly and illuminating those dark areas? Are outside gates locked while away? Are valuables in the garage secured? Do you need a lock on an automatic garage door when you're away? Are your electronics inscribed to deter resale or for easy recovery if stolen? Is your home inventory of your valuables up-to-date with pictures at a separate location?

If you're a seasonal resident, you might take a little time to make sure your alarm system and timers are functioning properly before leaving town. If traveling, remember to stay street smart. Just because you are in a friendly town doesn't mean you can't become a victim of crime.

All residents should annually do a security check. Put yourself in the shoes of the criminal and see what is vulnerable and correct it. There are plenty of publications on home, vehicle, and personal security to help you to be aware of the potential for crime. Visit either the Pima County Sheriff's Dept website at [www.pimasheriff.org](http://www.pimasheriff.org) and go to "other publications". You can also obtain a home security checklist or visit the National Crime Prevention Council site at [www.ncpc.org](http://www.ncpc.org) and go to "topics" which will have a vast amount of information from bullying to workplace safety.

Have a great spring and summer, safe travel and .....

**Be Aware, Be Safe.....June**



## Recycle



The efficiency of the American recycling industry depends on the quality control you provide. You can help by doing the following:

- ◆ Please, always follow your service provider's guidelines, because the only commodities actually recycled are those accepted by the Materials Recovery Facility to be sorted and shipped for processing.
- ◆ Do not assume that a recycling symbol means it is recyclable through the particular service you use.
- ◆ Items other than those accepted by the Materials Recovery Facility contaminate the whole process and eventually have to be disposed of at a higher cost than if they were properly discarded as waste. Items not on the recycling list of accepted items are considered a contaminant and are sent with garbage to the landfill.
- ◆ Buy products packaged in materials that you know are locally recyclable.
- ◆ If you participate in TucsonRecycles, please Recycle the Right Way!
- ◆ Compost yard and kitchen waste; practice nature's way of recycling by returning nutrients to your gardens.

The following can now be recycled in your blue barrel as long as they fit with the lid closed. If you have questions about recycling, call the Recycle Info line at 791-5000.

- Plastic coolers/ice chests
- Plastic flower pots (rinsed and clean)
- Plastic dish drainers/racks
- Plastic wastebaskets
- Plastic water bottles (5-gallon size)
- Plastic pet carriers (no metal)
- Plastic buckets
- Plastic milk crates
- Plastic laundry baskets
- Plastic lawn furniture
- Plastic totes

### Acceptable Recyclables Pima County

- **Newspapers**
- **Brown Paper Bags**
- **Corrugated Cardboard & Boxes**  
Remove plastic wrappers and flatten to no larger than 3' X 3".
- **Paperboard & Chipboard**  
Cereal boxes, shoe boxes, etc.  
Remove any plastic liners.
- **Milk Cartons & Drink Boxes**
- **Molded Fiberboard**
- **Magazines & Catalogs**
- **Phone Books**
- **Printing & Writing Paper**
- **Aluminum Cans**
- **Mail**  
Envelope windows and labels are OK. Remove all other non paper items.
- **Other Paper**  
Pamphlets, brochures, file folders, card stock, etc.
- **Plastics 1 & 2**
- **Steel/Tin Cans**  
Non-hazardous aerosol cans are OK. No other steel is accepted.
- **Glass**  
Food jars, bottles  
**NO DISHES OR WINDOW GLASS**

# Plants

## Tips for Damaged Plants

Our cold and chilly winter has left many of our plants damaged. Here are a few tips from Rillito Nursery and Garden Center on how you might be able to salvage your cacti, succulent, agaves, aloe, palms and citrus trees.

**Cacti:** if the plant is a pad type plant. Just cut off those that are mushy or damaged. If your cacti is a columnar type, cut just below the damaged part (mushy or black) . The cutting off of the columnar damaged part will save the rest of the plant. The plant will create a scab over the cut area which could allow new growth to form.

**Agaves:** if the leaves are badly damaged, cut them away; if they are just discolored, leave them and take a wait and see stance.

**Aloe:** Cut away all the mushy parts; if you don't, the plant can rot and decay.

**Succulents:** you should remove any mushy parts. If you have a good root system, the plant might come back but it is a wait and see situation.

**Palms:** if the branches are brown and down cut them away; if they are up and brown, wait for new growth to appear. It may take more than a year for them to recover.

### Fruit trees:

Cut away all brown leaves and branches. All lemon & lime trees are graphed, so if you have new growth above the graph line, your fruit will be good to eat. If your growth is below the graph line, it becomes an ornamental fruit tree with fruit not good to eat.

It is still a good time to prune. The lush leafed trees or bushes are better pruned in cooler temps.

All plants, especially palms, may need a boost of organic fertilizer to help them recover. All trees and bushes, depending on their frost tolerance, should come back. Be patient and remember to maintain normal watering.

If you have any other questions or planting needs, Rillito Nursery and Garden Center at 6303 N. La Cholla Blvd. will be happy to assist you.



## Importance of Native Vegetation and Revegetating Where Appropriate

by Susan Litvak and John Bowers

One of the comments frequently voiced by residents, both new and those who have lived in Cat 7 for a while, is that they love and appreciate the native vegetation and want to preserve the appearance and character of Cat 7's foothills desert. Most of us will agree that this is an exceptional neighborhood for its native vegetation, its location close to town, and its attractive homes.

Our Protective Covenants specifically state in Clause II, 3. that "The native growth of said property, including Cacti and Palo Verde trees, shall not be permitted to be destroyed or removed from any of the lots in said property by any of the lot owners, except such native growth as it may be necessary to remove for the construction and maintenance of roads, driveways, detached single family dwellings and necessary garages and other out-buildings related to said residence and walled-in service yards and patios, unless written permission be first had and obtained from the Association."

Besides "cacti and palo verde trees", other examples of native vegetation in our neighborhood are bursage, which provides important protective



groundcover for young palo verde and saguaro seedlings and also for birds and small animals, mesquite and desert willow trees that provide homes for birds and at the same time shade for our homes, acacia shrubs with their spring blooms resembling small fluffy yellow balls, and creosote bushes that have a wonderful fragrance after a summer rain.

***In instances where native vegetation has been removed by either the current owner or previous owner(s), we strongly urge the current owner to revegetate, either by planting seeds, a more delicate process, or by planting young specimens of the native vegetation.*** For example, in our experience, agaves, prickly pear cacti, desert willows, mesquites and palo verde trees are relatively easy to reintroduce, whereas saguaros, bursage and ocotillos are more difficult.

To find some useful resources for "revegetating", click on "Nature" on our website - cfe7.org. Articles on "Plants of the Bajada" (and "Birds of Cat 7") have recently been added to the list of links/resources.

Other resources and nurseries in the area are as follows:

Native Seeds/SEARCH

3061 N. Campbell Avenue  
Tucson, AZ 85719  
(520) 622-5561  
<http://www.nativeseeds.org/>



(They have a "Bosque del Bac" seed mix which they recommend for revegetating in our area.)



Desert Survivors  
1020 West Starr Pass  
Tucson, AZ 85713  
(520) 791-9309  
<http://www.desertsurvivors.org/index.html>

This is a unique non-profit human service agency that offers a large assortment (400+ species) of plants. They offer memberships but are open for sales to the general public. Their primary focus is on plants native to southern Arizona, which are grown utilizing organic gardening practices. A visit to their informative website will lead to, among other things, a "Links" page for a number of related local resources.



Tucson Cactus and Succulent Society  
P.O. Box 64759  
Tucson, AZ 85728-4759  
(520) 256-2447  
<http://www.tucsoncactus.org/>

This is a membership organization which meets monthly at the Junior League of Tucson Building at 2099 E. River Road. Members frequently bring excess cacti and succulents for sharing with others. Their website provides, among other things, announcements of their periodic "Rescued Cactus" sales.

## Replanting Cacti

by Yale Palchick

Replanting cacti is relatively easy. You can take a cutting from an existing plant or use broken pads and limbs from prickly pear and other types of cacti. This method can help increase the number of plants you have or help replace those that are in distress. It may be the only way of saving the plant.

Cacti has a very strong vis a tergo. Autumn is really the best time to plant in the southwest for the sun is not so strong and it gives time for the plant to develop a good root system. The worst time to plant is in the summer.



So to start, you'll need to make a hole in the ground with a spade which isn't always easy here in the desert. I managed to create a novel way of making the hole in the ground by taking a small traffic cone and a garden hose with a nozzle. I place the nozzle through the top of the cone while placing and holding the cone flat on the ground. I push the nozzle with a high intensity stream of water into the ground until you have the size hole you desire. Using the cone directs the flow and avoids getting dirt all over your clothes and shoes.

Determine the size of the hole by what you are planting whether it is a pad, twig, or a whole limb from a cactus. You do not have to plant too deeply. If it is a large limb you will need to support it with stakes for the better part of a year until a solid root system is established.


Using tongs or a shovel to place the plant into the ground is best to help minimize being stuck by thorns. I have found that using my hands and a short piece of rubber hose works wonders. You can place a prickly pear pad or a large branch with comparative ease, exactly in the place you desire. Pack the moist soil around the cutting.

Prior to planting a cutting, it is important that the end of the cactus that you plan to plant has time to form a scab on the cut end or planting end. If you plant while the wound is open you run the risk of the end rotting. Place the plant cuttings in a shady place for a few days to get the scab to form. If the cutting starts to wrinkle you have waited too long.

In order to reduce the attack by fungus to the end, you can use a handful of sulphur mixed with the dirt and water. There are some that want to get fancy and add mulch and fertilizer. Perhaps the mulch is beneficial with the type of soil we have around here, but you can run a risk of root rot or restricting the root growth.

Once planted you can leave the planting alone after it is put in the ground, roots should form in 2 to 5 weeks. Too much water puts the planting at a disadvantage.

Replanting can help in re-vegetation. I hope this brief outline of my success with replanting cacti helps your replanting efforts.



There are many species of animals that make their home in the desert. Often residents are frightened or surprised by our wildlife neighbors, thinking they know our boundaries. Wildlife doesn't have boundaries, so they will inhabit areas that give them their essential needs - food, water, and shelter. So to coexist with our wildlife friends, it is important you become acquainted with their habits so you may either attract them or repel them.

*So what animals are you most likely to encounter in the desert?*

Mule Deer, Kit Fox, Coyote, Mountain Lion, Bobcat, Javelina, Jackrabbits, Desert Cottontails, Ground Squirrels, Antelope Squirrels, Roadrunners, Quail, Cactus Wrens, Doves, Woodpeckers, Thrashers, Hummingbirds, Flickers, Owls, Hawks, Scorpions, Tarantulas, Snakes, Lizards, Spiders, Tortoises, Toads, Bats are just a few.

Some of these animals hibernate for the winter and then in the spring they start to show themselves. We welcome most, but some such as snakes, large cats, birds of prey, bats and insects can seem very threatening and un-welcomed. Most animals will escape your presence if you let them. Being cornered or frightened usually is the cause of attack by them and us. If possible, don't kill them or try to have them relocated. Many don't do well with relocation. You should also know that a few of the desert animals are protected by law. Remember they are there because they have found their essential needs - food, shelter and water. So the best way to deter the wildlife you prefer not to have is to know its habits, familiarize yourself with who hunts whom, and what might be attracting the species.



For those of you who wish to attract wildlife, remember that feeding any wildlife is forbidden. It desensitizes animals to humans and is the cause for wildlife to be aggressive to innocent residents. Usually loud yelling and hand waving or clapping can scare off the animal. Keep small children and pets close. Feeding one species can always result in attracting others not so desirable, as well as feeding wildlife is unlawful.


Living with wildlife is not difficult and can bring a child like wonder by observing them at a safe distance and knowing they are only trying to live their lives, just as we are.

To become familiar with the habits of wildlife, here are a few resources. Arizona Game and Fish Department's website ([www.azgfd.gov](http://www.azgfd.gov) look under wildlife conservation) offers information on living with wildlife, as well as how to landscape to attract wildlife. You can also find information on the various species. Desert USA ([www.desertusa.com](http://www.desertusa.com)) has information on the Sonoran Desert in which we live and all the information one would need on all our wildlife species. Enjoy the spring and the natural wonders in which we inhabit.



# CATALINA FOOTHILLS ESTATES No. 7 ASSOCIATION

P. O. Box 64173  
Tucson, Az 85728-4173



## Is my pet safe in my yard or outside?



Pets are wonderful companions, but we must realize that there are many potential predators in Arizona and that our pets can do substantial damage to native wildlife if left unattended. It is our responsibility to keep our pets safe! Dogs should never be let off-leash in natural areas. Coyotes may lure them away, or they may be attacked by a mountain lion or bobcat. Free-roaming dogs can bite children, be sprayed by skunks, and can fatally disturb nesting birds, lizards, rodents, and even bighorn sheep. Small dogs and house cats are easy prey for hungry great-horned owls, hawks, coyotes, bobcats, and mountain lions. They should never be left outside unattended, especially at night. House cats are responsible for killing more than a billion small mammals and hundreds of thousands of songbirds each year in North America. Cats are also susceptible to diseases, cars, and predators when left outside. It is best for the health of our pets and our wildlife to keep our pets inside or on a leash.

For the best protection, always keep your pet on a leash or in an enclosure with a roof when outside. If you see a potentially dangerous wild animal, either pick up your pet or keep it as close as possible while you scare away the wild animal. Make loud noises, make yourself look big, and move slowly toward an area of human activity.

*From AZgfd.org*